



Territory of Guam
DEPARTMENT OF EDUCATION

School Performance *Report Card* SY 2010-2011

M.A. ULLOA ELEMENTARY SCHOOL

116 CATALINA LANE , DEDEDO, GU 96929
Tel: 632-5176

SCHOOL MISSION

The Maria A. Ulloa Elementary School community will ensure that all students acquire the necessary skills that enable the highest standard of success.

School Colors

Green & Gold

Table of Contents

Enrollment	2
Human Resources	2
Financials	2
SAT 10 Scores	3

SCHOOL ADMINISTRATION AND PTO

Yolanda Gabriel
PRINCIPAL

Tarsila Muth
ASSISTANT PRINCIPAL

Loida Calma
President

VACANT
Vice President

Arlyn Espinosa
Treasurer

Rochelle Diaz
Secretary

Amabel Conner
PRO

SCHOOL INITIATIVES AND EXEMPLARY PROGRAMS IMPACTING TEACHING & LEARNING

ACCOMPLISHMENTS

- PA'A TAOTAO TANO
- DEED
- SUCCESS FOR ALL
- CHAMORRO STUDIES & SPECIAL PROGRAMS
- ESL PROGRAM
- SPECIAL EDUCATION
- HEAD START

SPECIAL PROGRAMS

- SUCCESS FOR ALL
- DEED
- CHAMORRO STUDIES AND SPECIAL PROGRAMS
- ESL PROGRAM
- GATE
- PRE-SCHOOL
- HEAD START
- PA'A TAOTAO TANO
- SUMMER SCHOOL

SPECIAL AWARDS

- SPELLING BEE
- ART CONTESTS
- CHAMORRO LANGUAGE COMPETITION
- SCIENCE FAIR

EXTRACURRICULAR ACTIVITIES

- GREAT GUAM SHAKE OUT!
- RED RIBBON WEEK
- JUMP START READ FOR THE RECORD
- CHRISTMAS PROGRAM
- SPELLING BEE
- GEOGRAPHY BEE
- LIBRARY BEE
- READ-A-THON
- CHAMORRO MONTH
- ABC PARADE

GOALS

- Goal 1** All students will graduate from high school prepared to pursue post-secondary education on or off-island or to assume gainful employment with the private or public sector.
- Goal 2** All students in DOE school system will successfully progress from grade to grade and from one level of schooling to another in order to maximize opportunities to successfully graduate from high school.
- Goal 3** All DOE personnel will meet high standards for qualifications and on-going professional development and will be held accountable for all assigned responsibilities.
- Goal 4** All DOE school facilities will meet high standards for health and safety and provide optimal conditions for learning objectives.
- Goal 5** All DOE operations will maximize the critical uses of limited resources and meet high standards of accountability.

STUDENT ENROLLMENT

KINDER	1 ST	2 ND	3 RD	4 TH	5 TH
105	114	107	112	128	128

AVERAGE DAILY ATTENDANCE: 679.09

AVERAGE DAILY MEMBERSHIP: 682.37

AVERAGE DAILY RATE: 0.99%

FREE: 459

REDUCED: 51

STUDENT ETHNIC DISTRIBUTION

Chamorro	259
Filipino	215
Pacific Islander	164
Asian	8
CNMI	5
White Non-Hispanic	4
Other	24

ACTUAL EXPENDITURES

OBJECT CATEGORY	TOTAL
Salaries	\$2,090,582.38
Benefits	\$691,646.35
Travel	\$0
Contractual	\$8,608.70
Supplies/Materials	\$15,727.38
Equipment	\$0
Utilities	\$229,464.55
Capital Outlay	\$0

HUMAN RESOURCES

<i>POSITION</i>	<i>NO. OF EMPLOYEES</i>	<i>% OF TOTAL</i>	<i>ATTENDANCE RATE</i>	<i>ABSENTEE RATE</i>
PRINCIPAL/ASST	2	3%	94%	6%
PRINCIPAL				
TEACHERS	44	55%	88%	12%
PROFESSIONAL /	1	1%	94%	6%
ANCILLARY				
SUPPORT	33	41%	91%	9%

The SAT10 performance standards are content-referenced scores that reflect what students know and should be able to do in given subject areas. As a norm-referenced test, student scores are compared to the performance of a norm group, comprised of a national sample.

PERFORMANCE

Performance Levels

Level 1, Below Basic
Level 2, Basic

Indicates **little or no mastery** of fundamental knowledge and skills
Indicates **partial mastery** of the knowledge and skills fundamental for satisfactory work

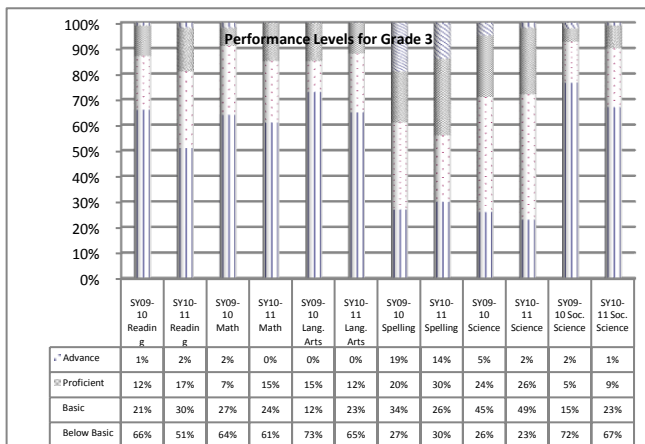
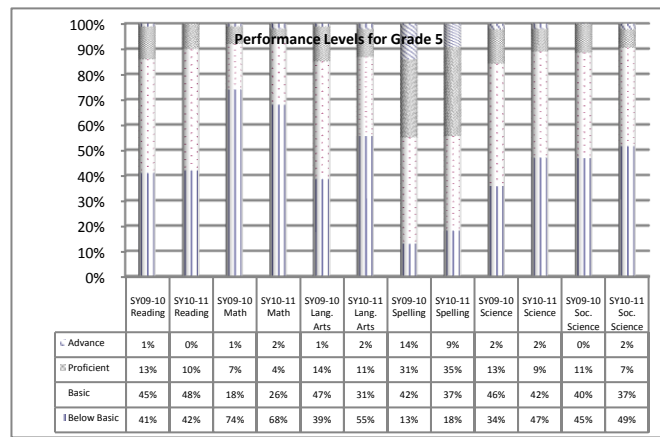
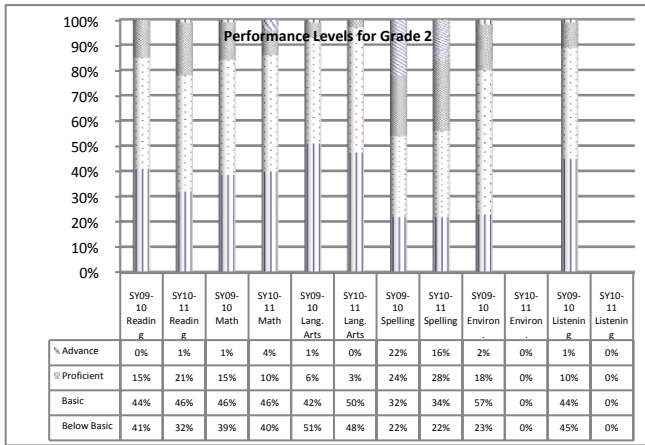
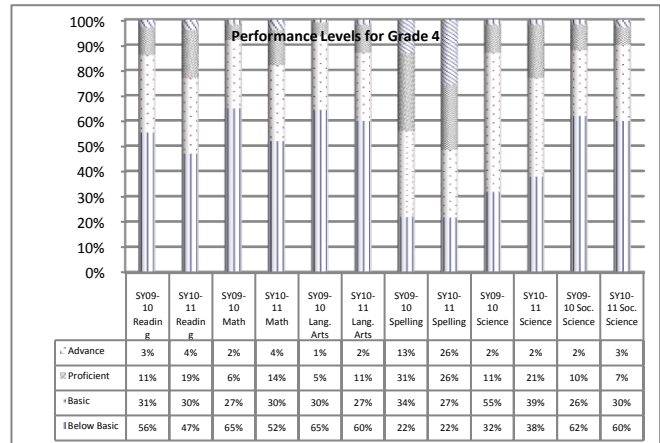
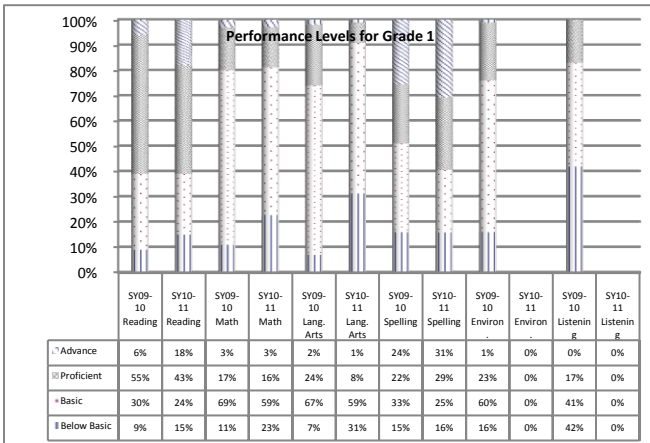
Level 3, Proficient

Represents **solid academic performance** indicating students are prepared for the next grade

Level 4, Advanced

Signifies **superior performance** beyond grade-level mastery

Source: SAT 10



STUDENT ACHIEVEMENT

17GCA Chapter 3, §3106(b)(6)
 Comprehensive Testing Program (CTP)

PERFORMANCE CLASSIFICATION		
SAT10 Proficient & Advanced Levels	School Data	P.L. 26-26 Grade Classification
SAT10 Grade 1 – Reading	61%	SATISFACTORY
SAT10 Grade 1 – Math	19%	LOW
SAT10 Grade 1 – Language	9%	UNACCEPTABLE
SAT10 Grade 2 – Reading	22%	LOW
SAT10 Grade 2 – Math	14%	LOW
SAT10 Grade 2 – Language	3%	UNACCEPTABLE
SAT10 Grade 3 – Reading	19%	LOW
SAT10 Grade 3 – Math	15%	LOW
SAT10 Grade 3 – Language	12%	LOW
SAT10 Grade 4 – Reading	23%	LOW
SAT10 Grade 4 – Math	18%	LOW
SAT10 Grade 4 – Language	13%	LOW
SAT10 Grade 5 – Reading	10%	LOW
SAT10 Grade 5 – Math	6%	UNACCEPTABLE
SAT10 Grade 5 – Language	13%	LOW
School Passing Rate	100%	EXCEPTIONAL
Student Discipline/ Suspension Rate	1%	EXCEPTIONAL
Employee Attendance Rate	89%	LOW
School Improvement Plan	100%	
COMPOSITE SCORE / GRADE	53.68%	SATISFACTORY



M.A. ULLOA ELEMENTARY SCHOOL

116 CATALINA LANE, DEDEDO, GU 96929
 Tel: 632-5176