

## School PTO & Administration SY 2009 - 2010

### Parent-Teacher Organization Officers

Loida Calma  
Rochelle Alave  
Arlyn Espinosa  
Amabel Conner

President  
Secretary  
Treasurer  
PRO

### School Administration

Yolanda Gabriel  
Tarsila Muth

Principal  
Assistant Principal

### P.L. 26-26 School Performance Grade Classification

#### School Year 2009-2010 School Performance

*Based on Public Law 28-45*

SAT10 Proficient & Advanced Levels	School Data	P.L. 26-26 Grade Classification
SAT10 Grade 1 - Reading	61%	Satisfactory
SAT10 Grade 1 - Math	20%	Low
SAT10 Grade 1 - Language	26%	Low
SAT10 Grade 2 - Reading	15%	Low
SAT10 Grade 2 - Math	15%	Low
SAT10 Grade 2 - Language	7%	Unacceptable
SAT10 Grade 3 - Reading	13%	Low
SAT10 Grade 3 - Math	9%	Unacceptable
SAT10 Grade 3 - Language	13%	Low
SAT10 Grade 4 - Reading	13%	Low
SAT10 Grade 4 - Math	8%	Unacceptable
SAT10 Grade 4 - Language	6%	Unacceptable
SAT10 Grade 5 - Reading	14%	Low
SAT10 Grade 5 - Math	8%	Unacceptable
SAT10 Grade 5 - Language	15%	Low
School Passing Rate	100%	Exceptional
5th Grade Promotion Rate	100%	Exceptional
Student Attendance Rate	95%	Satisfactory
Student Discipline Rate	0%	Exceptional
Employee Attendance Rate	92%	Satisfactory
School Improvement Plan	100%	Exceptional
<b>COMPOSITE SCORE/GRADE</b>	<b>57%</b>	<b>Satisfactory</b>

## School Initiatives & Exemplary Programs That Impact Student Achievement

### SPECIAL PROGRAMS

- Pa' a Taotao Tano
- DEED
- Success For All
- Chamorro Studies & Special Programs
- ESL Program
- Special Education
- GATE Program
- Head Start
- Summer School 2010
- SPED Pre-School

### EXEMPLARY ACCOMPLISHMENTS

- Readers Club designed to assist students to be at grade reading level. Baseline data 40.28% MAUES students at grade level increased to 63.2% at grade level reading mastery.
- Read and Respond for students completing at least 20 minutes of nightly reading to which school wide data reveals return rate is 40%.

### EXTRA-CURRICULAR ACTIVITIES

- Math Olympiad
- Spelling Bee
- Island-wide Science Fair
- Geography Bee
- Library Bee

### SPECIAL AWARDS (Students / Staff / School)

- Island-wide Spelling Bee
- Island-wide Art Contest (Council For the Arts & Humanities)
- Island-wide Science Fair
- Island-wide Chamorro Spelling Competition

## SCHOOL ANNUAL REPORT CARD SY 2009 - 2010

GUAM DEPARTMENT OF EDUCATION

## M.A. ULLOA ELEMENTARY SCHOOL

Telephone..... 632-8090/5176  
Fax..... 637-2490



### “HOME OF THE CARABAOS”

Color: Green & Gold  
Located in Dededo, Guam

### MISSION

*“Maria A. Ulloa Elementary School community will ensure that all students acquire the necessary skills that enable the highest standard of success.”*

### School Year 2008-2009 Student Enrollment by Grade

Based on September 30, 2008 Official Student Enrollment

	K	1	2	3	4	5	Total
Enrollment	105	101	110	102	130	125	673
Percentage	15.60%	15.00%	16.35%	15.16%	19.32%	18.57%	100%

### Ethnicity-- As of September 30, 2009

Chamorro	286	42.49%
Rota/Saipan/Tinian	0	0%
Filipino	220	32.69%
White-Non Hispanic	0	0%
Asian Vietnamese	2	0.30%
Pacific Islander	116	17.24%
Other	49	7.28%

### Average Daily Attendance Rate

Average Daily Attendance (ADA)	635.51
Average Daily Membership (ADM)	667.55
Attendance Rate	95.2%

### Student Participating in Free/Reduced Lunch

Free	432	64.19%
Reduced	61	9.06%
Total	493	73.25%

### Human Resources

Position	No. of Employees	% of Total	Attendance Rate	Absentee Rate
Principals and Assistants	2	2.6%	94%	6%
Teachers	46	58.9%	91%	9%
Professional/Ancillary	1	1.3%	97%	3%
Support	29	37.2%	93%	7%
Total	78	100%	92%	8%

### FY 2008-09 Actual Expenditures

Category	Amount	Percent
Salaries and Benefits	\$3,130,828.79	87.732%
Contractual Services	149,531.02	4.190%
Supplies and Materials	12,727.10	.357%
Equipment	0	0%
Utilities	275,554.84	7.722%
Capital Outlay	0	0%
Total	\$3,568,641.75	100%

### STUDENT ACHIEVEMENT-M.A. ULLOA

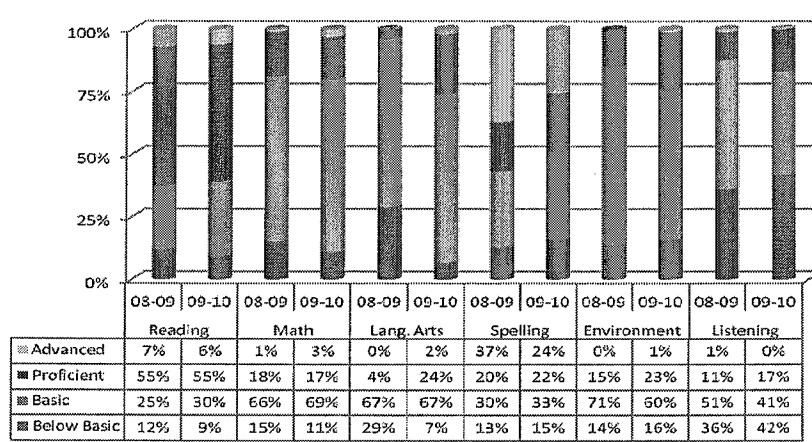
GUAM PUBLIC LAW 13-101. "The Board shall evaluate the efficiency of the instructional program in contributing to the achievement of the basic skills and shall continually revise both outcome statements and instructional procedures on the basis of evaluative data.

The GDOE Comprehensive Testing Program (CTP) is comprised of a variety of measures of student achievement including teacher-made tests, the Stanford Achievement Test (SAT10), and other standardized tests selected by the school. The SAT10 is administered district-wide to students enrolled in Grades 1-12. The graphs in the next section show SY 07-08 to SY 08-09 SAT10 results for reading, math, language, environment/science, and social science.

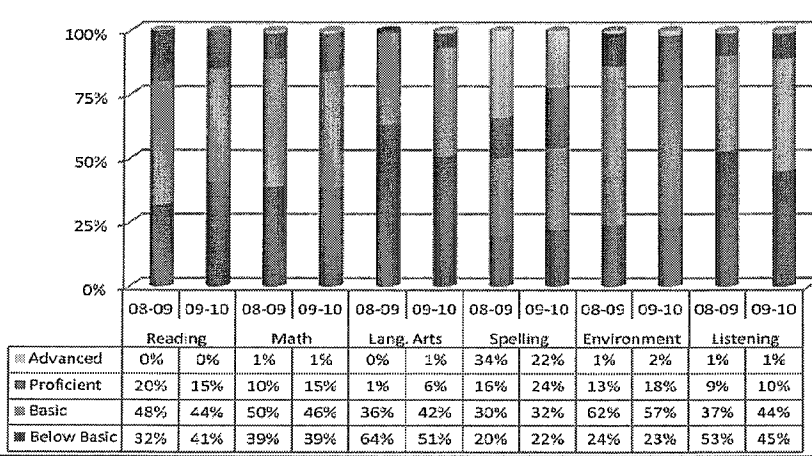
### SCORE DEFINITIONS

<b>Advanced</b>	Signifies <b>superior performance</b> beyond grade level mastery.
<b>Proficient</b>	Represents <b>solid academic performance</b> , indicating that students are prepared for the next grade.
<b>Basic</b>	Indicates <b>partial mastery</b> of the knowledge and skills that are fundamental for satisfactory work.
<b>Below Basic</b>	Indicates <b>little or no mastery</b> of fundamental knowledge and skills.

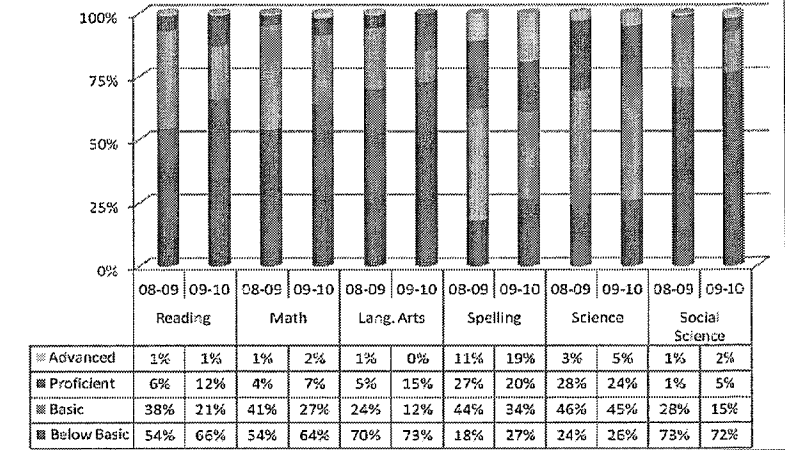
### Performance Levels for Grade 1



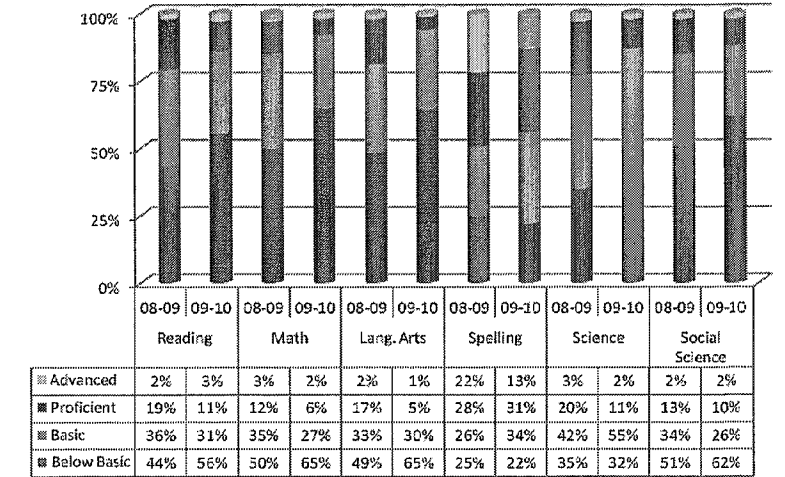
### Performance Levels for Grade 2



### Performance Levels for Grade 3



### Performance Levels for Grade 4



### Performance Levels for Grade 5

