

## School PTO & Administration SY 2007 - 2008

### Parent-Teacher Organization Officers

Antoniette Cruz	President
Dorothy Mansapit	Vice President
Tammy Palma	Secretary
Dan Dimag	Treasurer

### School Administration

Goring T. Duenas	Principal
Renielle Ranan	Assistant Principal

### P.L. 26-26 School Performance Grade Classification

#### School Year 2007-2008 School Performance

Based on Public Law 28-45

SAT10 Proficient & Advanced Levels	School Data	P.L. 26-26 Grade Classification
SAT10 Grade 1 - Reading	65%	Satisfactory
SAT10 Grade 1 - Math	23%	Low
SAT10 Grade 1 - Language	3%	Unacceptable
SAT10 Grade 2 - Reading	13%	Low
SAT10 Grade 2 - Math	5%	Unacceptable
SAT10 Grade 2 - Language	2%	Unacceptable
SAT10 Grade 3 - Reading	23%	Low
SAT10 Grade 3 - Math	13%	Low
SAT10 Grade 3 - Language	15%	Low
SAT10 Grade 4 - Reading	21%	Low
SAT10 Grade 4 - Math	10%	Low
SAT10 Grade 4 - Language	16%	Low
SAT10 Grade 5 - Reading	10%	Low
SAT10 Grade 5 - Math	1%	Unacceptable
SAT10 Grade 5 - Language	13%	Low
School Passing Rate	100%	Exceptional
5th Grade Promotion Rate	100%	Exceptional
Student Attendance Rate	96%	Exceptional
Student Discipline Rate	0%	Exceptional
Employee Attendance Rate	91%	Satisfactory
School Improvement Plan	100%	
<b>COMPOSITE SCORE/GRADE</b>	<b>51%</b>	<b>Satisfactory</b>

## School Initiatives & Exemplary Programs That Impact Student Achievement

### SPECIAL PROGRAMS

- Pa' a Taotao Tano
- DEED
- Corrective Reading Program - Direct Instruction
- Chamorro Studies & Special Programs
- ESL Program
- Special Education
- GATE Program
- Teacher Mentoring Program
- Head Start
- Summer School 2008
- Pre-School

### EXEMPLARY ACCOMPLISHMENTS

- "Reading is Fun" students are able to purchase books to enhance their reading interests
- Home-School Connection (Pizza Night, McTeacher Night, Chamoru Village Program)
- Family Literacy Night
- School Partnership with Homeland Security, Civil Defense, GPA
- District 204 Lions Club and the Dededo's Mayor's Office.
- Teachers subscribe to [www.teachersgradebook.com](http://www.teachersgradebook.com) to post grades periodically and parents log on to access their child's grade for the class.

### EXTRA-CURRICULAR ACTIVITIES

- Box Tops Collection, Avon Fund Raising, Cookie Sales, American Lemonade Stand
- Youth Crime Watch and Intramural Games
- Big Brothers/Big Sisters
- Christmas Food Drive
- Energy Saving Club

### SPECIAL AWARDS (Students / Staff / School)

- Gef Pago Dance Competition
- Student works were featured in "Papaya"



## SCHOOL ANNUAL REPORT CARD SY 2007 - 2008

### GUAM PUBLIC SCHOOL SYSTEM

## M.A. ULLOA ELEMENTARY SCHOOL

Telephone..... 632-8090/5176  
Fax..... 637-2490



### "HOME OF THE CARABAOS"

Color: Green & Gold  
Located in Dededo, Guam

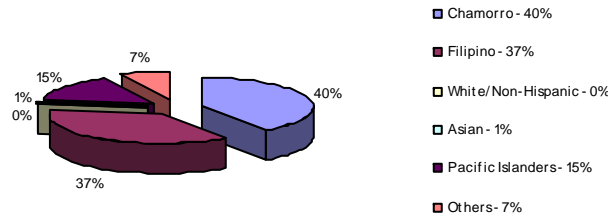
### MISSION

*"Maria A. Ulloa Elementary School community will ensure that all students acquire the necessary skills that enable the highest standard of success."*

### School Year 2007-2008 Student Enrollment by Grade

Grade Level	Enrollment	Percentage
1st Grade	146	18%
2nd Grade	162	20%
3rd Grade	174	22%
4th Grade	176	22%
5th Grade	143	18%
<b>Total:</b>	<b>801</b>	<b>100%</b>

### M. A. ULLOA ETHNIC DISTRIBUTION Based on Average Daily Membership SY '07 - 08



Average Daily Attendance Rate	
Average Daily Attendance (ADA)	914.2
Average Daily Membership (ADM)	951.9
<b>Attendance Rate</b>	<b>96%</b>

Student Participating in Free/Reduced Lunch	
Free	502 89%
Reduced	60 11%
<b>Total</b>	<b>562 100%</b>

### Human Resources

Position	No. of Employees	% of Total	Attendance Rate	Absentee Rate
Principals and Assistants	2	2%	95%	5%
Teachers	81	72%	91%	9%
Professional/Ancillary	3	3%	90%	10%
Support	26	23%	89%	11%
<b>Total</b>	<b>112</b>	<b>100%</b>	<b>91%</b>	<b>9%</b>

### FY 2008 Actual Expenditures

Category	Amount	Percent
Salaries and Benefits	\$4,121,836.36	91%
Contractual Services	\$80,752.78	2%
Supplies and Materials	10,027.72	0%
Equipment	0.00	0%
Utilities	\$311,696.29	7%
Capital Outlay	0.00	0%
<b>Total</b>	<b>\$4,524,313.15</b>	<b>100%</b>

## STUDENT ACHIEVEMENT

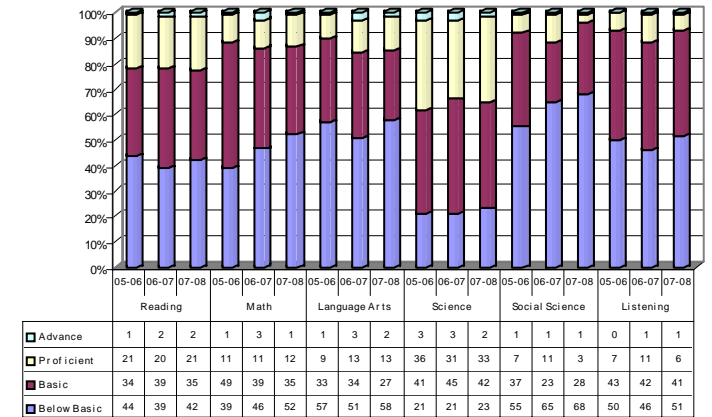
GUAM PUBLIC LAW 13-101. "The Board shall evaluate the efficiency of the instructional program in contributing to the achievement of the basic skills and shall continually revise both outcome statements and instructional procedures on the basis of evaluative data."

The GPSS Comprehensive Testing Program (CTP) is comprised of a variety of measures of student achievement including teacher-made tests, the Stanford Achievement Test (SAT10), and other standardized tests selected by the school. The SAT10 is administered district-wide to students enrolled in Grades 1-12. The graphs in the next section show SY 05-06 to SY 07-08 SAT10 results for reading, math, language, environment/science, and social science.

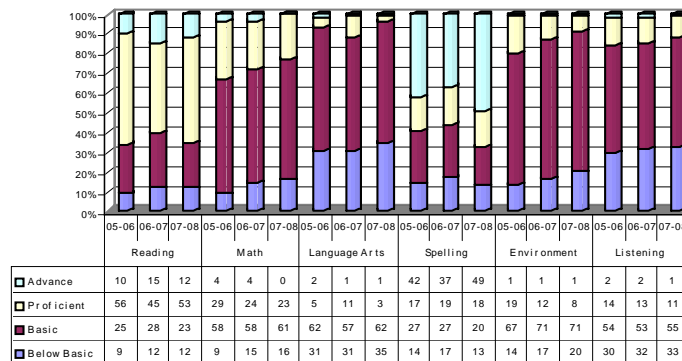
### SCORE DEFINITIONS

- Advanced** Signifies **superior performance** beyond grade level mastery.
- Proficient** Represents **solid academic performance**, indicating that students are prepared for the next grade.
- Basic** Indicates **partial mastery** of the knowledge and skills that are fundamental for satisfactory work.
- Below Basic** Indicates **little or no mastery** of fundamental knowledge and

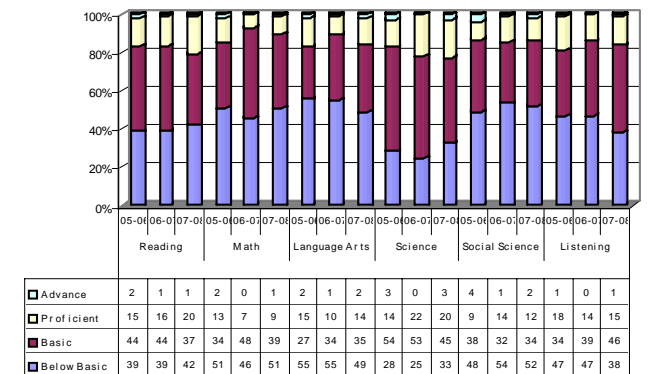
### Performance Levels for Grade 3



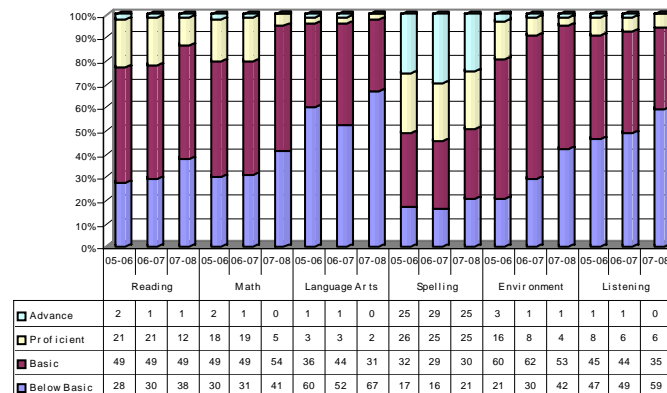
### Performance Levels - Grade 1



### Performance Levels for Grade 4



### Performance Levels for Grade 2



### Performance Levels for Grade 5

