

School PTO & Administration SY 2006 - 2007

Parent-Teacher Organization Officers		
Antoniette Cruz	President	
Dorothy Mansapit	Vice President	
Tammy Palma	Secretary	
Dan Dimag	Treasurer	
School Administration		
Goring Duenas	Principal	
Renielle Ranan	Assistant Principal	

P.L. 26-26 School Performance Grade Classification

School Year 2006-2007 School Performance

Based on Public Law 28-45

SAT10 Proficient & Advanced Levels	School Data	P.L. 26-26 Grade Classification
SAT10 Grade 1 - Reading	60%	Satisfactory
SAT10 Grade 1 - Math	28%	Low
SAT10 Grade 1 - Language	12%	Low
SAT10 Grade 2 - Reading	22%	Low
SAT10 Grade 2 - Math	20%	Low
SAT10 Grade 2 - Language	4%	Unacceptable
SAT10 Grade 3 - Reading	22%	Low
SAT10 Grade 3 - Math	14%	Low
SAT10 Grade 3 - Language	16%	Low
SAT10 Grade 4 - Reading	17%	Low
SAT10 Grade 4 - Math	7%	Unacceptable
SAT10 Grade 4 - Language	11%	Low
SAT10 Grade 5 - Reading	14%	Low
SAT10 Grade 5 - Math	7%	Unacceptable
SAT10 Grade 5 - Language	16%	Low
School Passing Rate	100%	Exceptional
5th Grade Promotion Rate	100%	Exceptional
Student Attendance Rate	97%	Exceptional
Student Discipline Rate	0%	Exceptional
Employee Attendance Rate	94%	Exceptional
School Improvement Plan	100%	
COMPOSITE SCORE/GRADE	54%	Satisfactory

School Initiatives & Exemplary Programs That Impact Student

SPECIAL PROGRAMS

- DEED
- Corrective Reading Program - Direct Instruction
- Chamorro Studies & Special Programs
- ESL Program
- Special Education
- GATE Program
- Teacher Mentoring Program
- Head Start
- Summer School 2007

EXEMPLARY ACCOMPLISHMENTS

- SAT 10: Scored above the 50th National Percentile Ranking for Grades 1, 2, 3, 5 - Spelling
- SAT 10: Scored at or above the district (NPR)
 - Grade 1 - Reading, Math, Language, Spelling
 - Grade 2 - Reading, Math, Language, Spelling, Listening
 - Grade 3 - Reading, Math, Language, Spelling, Science, Soc Sci, Listening
 - Grade 4 - Reading, Language, Spelling, Social Science
 - Grade 5 - Reading, Math, Language, Spelling, Science, Soc Sci, Listening
- "Reading is Fun" students are able to purchase books to enhance their reading interests
- Home-School Connection (Pizza Night, McTeacher Night, Chamoru Village Program)
- Family Literacy Night
- Cultural Exchange Program with Korea & Japan
- Korea/Guam Fun English Program
- School Partnership with Homeland Security, Civil Defense, GPA, District 204 Lions Club and the Dededo's Mayor's Office.
- Teachers subscribe to "www.teachers gradebook.com" to post grades periodically and parents log on to access their child's grade for the class.

EXTRA-CURRICULAR ACTIVITIES

- Box Tops Collection, Avon Fund Raising, Cookie Sales, American Lemonade Stand
- Youth Crime Watch and Intramural Games
- Big Brothers/Big Sisters and Service Learning Club
- Christmas Food Drive and MAUES Glee Club
- Energy Saving Club

SPECIAL AWARDS (Students / Staff / School)

- Honorable Mention for the "Christmas Highlights" 07,
- Gef Pa'go Dance Competition Northern Cultural Arts Program
- Student's work were featured in "Panaya"



SCHOOL ANNUAL REPORT CARD SY 2006 - 2007

GUAM PUBLIC SCHOOL SYSTEM

M.A. ULLOA ELEMENTARY SCHOOL

Telephone..... 632-8090/5176
Fax..... 637-2490



"HOME OF THE CARABAOS"

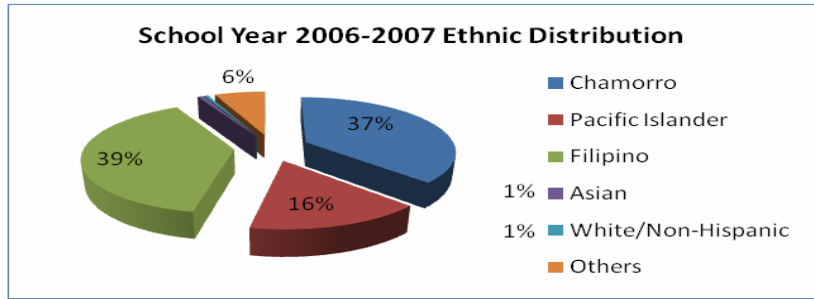
Color: Green & Gold
Located in Dededo, Guam

MISSION

"Maria A. Ulloa Elementary School community will ensure that all students acquire the necessary skills that enable the highest standard of success."

School Year 2006-2007 Student Enrollment by Grade

Grade Level	Enrollment	Percentage
1st Grade	149	19%
2nd Grade	170	21%
3rd Grade	178	22%
4th Grade	140	17%
5th Grade	165	21%
Total:	802	100%



Average Daily Attendance Rate

Average Daily Attendance (ADA)	775.2
Average Daily Membership (ADM)	802.6
Attendance Rate	96.6%

Student Participating in Free/Reduced Lunch

Free	535	67%
Reduced	93	12%
Total	628	78%

Human Resources

Position	No. of Employees	% of Total	Attendance Rate	Absentee Rate
Principals and Assistants	1	1%	100%	0%
Teachers	68	66%	91%	9%
Professional/Ancillary	1	1%	94%	6%
Support	33	32%	92%	8%
Total	104	100%	92%	6%

Category	Amount	Percent
Salaries and Benefits	4,131,460.68	91%
Contractual Services	84,536.76	2%
Supplies and Materials	0.00	0%
Equipment	0.00	0%
Utilities	323,537.93	7%
Capital Outlay	0.00	0%
Total	\$4,539,535.37	100%

STUDENT ACHIEVEMENT

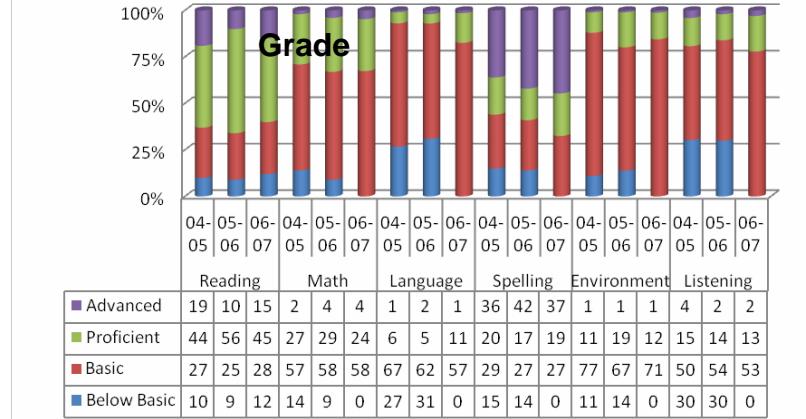
GUAM PUBLIC LAW 13-101. "The Board shall evaluate the efficiency of the instructional program in contributing to the achievement of the basic skills and shall continually revise both outcome statements and instructional procedures on the basis of evaluative data."

The GPSS Comprehensive Testing Program (CTP) is comprised of a variety of measures of student achievement including teacher-made tests, the Stanford Achievement Test (SAT10), and other standardized tests selected by the school. The SAT10 is administered district-wide to students enrolled in Grades 1-12. The graphs in the next section show SY 04-05 to SY 06-07 SAT 9/10 results for reading, math, language, environment/science, and social science.

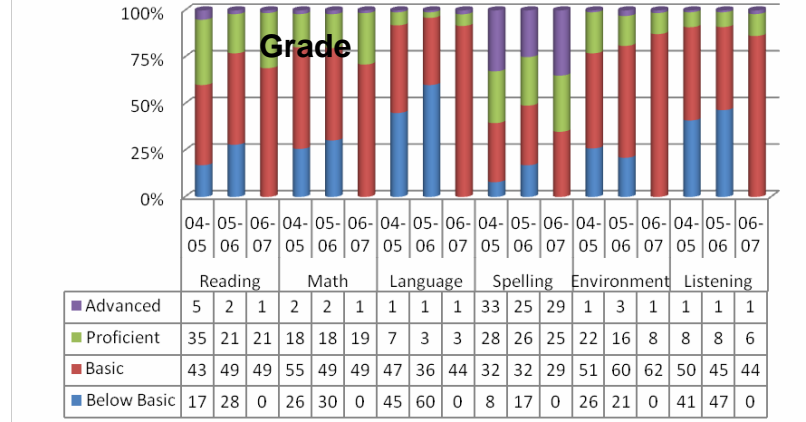
SCORE DEFINITIONS

Advanced mastery.	Signifies superior performance beyond grade level
Proficient	Represents solid academic performance , indicating that students are prepared for the next grade.
Basic	Indicates partial mastery of the knowledge and skills that are

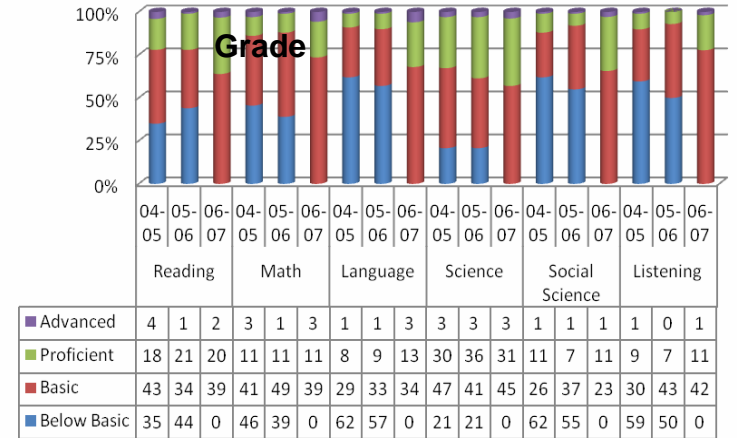
Performance Levels for 1st



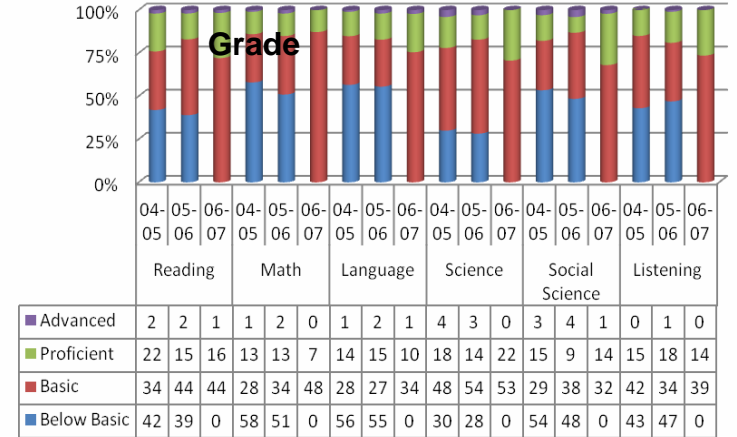
Performance Levels for 2nd



Performance Levels for 3rd



Performance Levels for 4th



Performance Levels for 5th

