

School PTA/PTO and Administration

SY 2005-2006 Parent-Teacher Organization Officers

Antonette Cruz	President
Dot Mansapit	Vice-President
Tammy Palma	Secretary
Dan Dimag	Treasurer
Christine Aguinde	Sergeant of Arms
Bobbie Santos	Public Relations Officer

School Principal	Goring Duenas
Assistant Principal	Renielle A. Ranan
Telephone	632-8090/5176

School Initiatives and Exemplary Programs That Impact Teaching and Learning

Special Programs

- DEED
- Summer School Program
- Head Start Program
- Food Lunch Program
- Cultural Exchange Program
- Chamorro Month Program
- WAVE Club Program
- Spelling Bee
- IRA Read-A-Thon
- Peer Mediators
- Youth Crime Watch
- Big Brother/Sister Program
- Food Drive

Exemplary Accomplishments

- Energy conservation and MAUES establishing the solar energy for water heater in school cafeteria
- Clean up of school campus and facility such as painting, cleaning of restrooms etc.
- Installation of donated computers and programs

Extracurricular Activities

- Cultural Exchange Program
- Participation in Salvation Army Food Drive
- Red Cross Drive

Special Awards Received By Students/Staff

- Math Olympiad
- Artwork for CAHA
- Na'Bonita Guam Winners
- Energy Conservation



School Newsletter:

“Carabao Chronicle”

SCHOOL ANNUAL REPORT CARD

GUAM PUBLIC SCHOOL SYSTEM

MARIA A. ULLOA ELEMENTARY SCHOOL

SY 2005-2006



“HOME OF THE CARABAOS”

Colors: Green and Gold

LOCATED IN DEDEDO, GUAM

MISSION:

“Maria A. Ulloa Elementary School community will ensure that all students acquire the necessary skills that enable the highest standard of success.”

Antonette Cruz
President, Parent-Teacher Organization

Goring Duenas
Principal

P.L. 26-26 School Performance Grade Classification

SY 2005-2006 SCHOOL PERFORMANCE

Based on Public Law 28-45


SAT 10 Proficient and Advanced levels	School Data	P.L.26-26 Grade Classification
SAT 10 Gr 1 READING	66%	Satisfactory
SAT 10 Gr 1 MATH	33%	Low
SAT 10 Gr 1 LANGUAGE	7%	Unacceptable
SAT 10 Gr 2 READING	23%	Low
SAT 10 Gr 2 MATH	20%	Low
SAT 10 Gr 2 LANGUAGE	4%	Unacceptable
SAT 10 Gr 3 READING	22%	Low
SAT 10 Gr 3 MATH	12%	Low
SAT 10 Gr 3 LANGUAGE	10%	Low
SAT 10 Gr 4 READING	17%	Low
SAT 10 Gr 4 MATH	15%	Low
SAT 10 Gr 4 LANGUAGE	17%	Low
SAT 10 Gr 5 READING	12%	Low
SAT 10 Gr 5 MATH	9%	Unacceptable
SAT 10 Gr 5 LANGUAGE	14%	Low
School Passing Rate	100%	Exceptional
5th Grade Promotion Rate	100%	Exceptional
Student Attendance Rate	96%	Exceptional
Student Discipline Rate	0.1%	Exceptional
Employee Attendance Rate	90%	Satisfactory
School Improvement Plan	100%	
COMPOSITE SCORE/GRADE	54%	Satisfactory

STUDENT ENROLLMENT

Maria A. Ulloa Elementary School is one of 37 schools within the Guam Public School System. It consists of grades Kindergarten through 5 and a Head Start program.

SY 2005-2006 STUDENT ENROLLMENT BY GRADE

Grade Level	Enrollment	Percentage
Head Start	40	4%
Kindergarten	142	14%
1st	171	17%
2nd	191	19%
3rd	132	13%
4th	166	17%
5th	162	16%
Total:	1,004	100%



AVERAGE DAILY ATTENDANCE/MEMBERSHIP

SY 05-06 Average Daily Attendance (ADA)	926.6
Average Daily Membership	962.9
Attendance Rate	96%

STUDENTS PARTICIPATING IN FREE/REDUCED LUNCH

Free	527	52%
Reduced	97	10%
TOTAL	624	62%

SPECIAL PROGRAMS

GATE:	62	Head Start:	40	LOTE:	385
DEED:	136	Special Ed	50		

HUMAN RESOURCES

Position	No. of Employee	% of Total	Attendance Rate	Absentee Rate
Principals/Assistants	1	1%	95%	5%
Teachers	59	62%	92%	8%
Professional/Ancillary	2	2%	63%	37%
Support	33	35%	88%	12%
TOTAL	95	100%	90%	10%

FY 2006 ACTUAL EXPENDITURES MARIA A. ULLOA ELEMENTARY SCHOOL

Category	Amount	Percent
Salaries and Benefits	\$3,466,802.51	91%
Contractual Services	34,837.60	1%
Supplies and Materials	26,134.99	1%
Equipment	11,700.00	0%
Utilities	278,564.26	7%
Capital Outlay	0.00	0%
TOTAL	\$3,818,039.36	100%

STUDENT ACHIEVEMENT

GUAM PUBLIC LAW 13-101 "The Board shall evaluate the efficiency of the instructional program in contributing to the achievement of the basic skills and shall continually revise both outcome statements and instructional procedures on the basis of evaluative data.

The GPSS Comprehensive Testing Program (CTP) is comprised of a variety of measures of student achievement including teacher-made tests, the Stanford Achievement Test (SAT 10), and other standardized tests selected by the school. The SAT 10 is administered district-wide to students enrolled in Grades 1-12. The graphs in the next section show SY 2003-04 to SY 2005-06 SAT9/10 results for reading, mathematics, language, environment/science, and social science.

SAT 10 PERFORMANCE STANDARDS

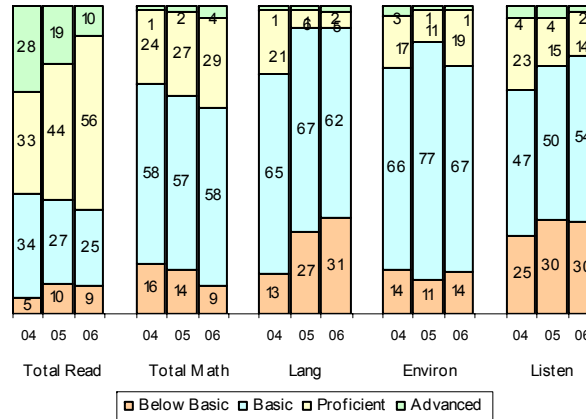
Below Basic indicates little or no mastery of fundamental knowledge and skills

Basic indicates partial mastery of the knowledge and skills that are fundamental for satisfactory work

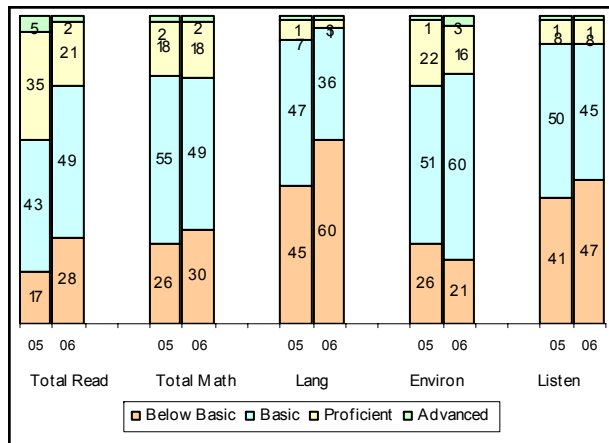
Proficient represents solid academic performance, indicating that students are prepared for the next grade

Advanced signifies superior performance beyond grade level mastery

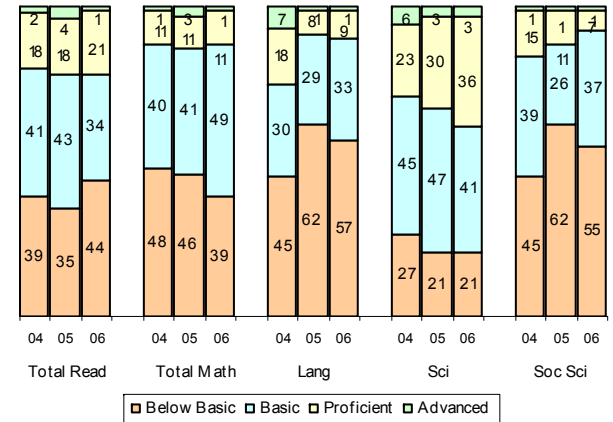
SAT9/10 YEAR 2004 TO 2006 PERFORMANCE LEVELS M.A. ULLOA ELEMENTARY GRADE 1



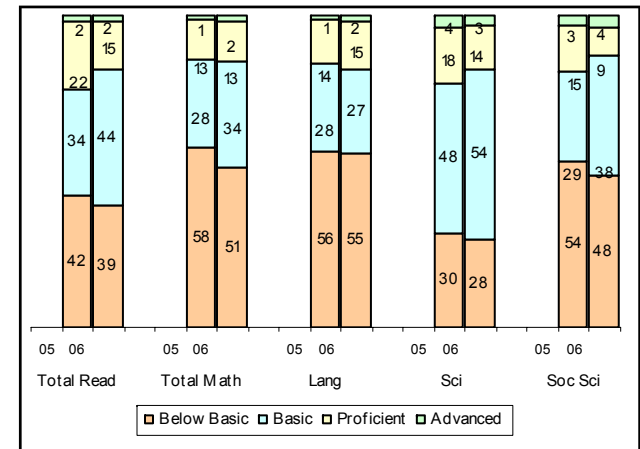
SAT10 YEAR 2005 TO 2006 PERFORMANCE LEVELS M.A. ULLOA ELEMENTARY GRADE 2



SAT9/10 YEAR 2004 TO 2006 PERFORMANCE LEVELS M.A. ULLOA ELEMENTARY GRADE 3



SAT10 YEAR 2005 TO 2006 PERFORMANCE LEVELS M.A. ULLOA ELEMENTARY GRADE 4



SAT9/10 YEAR 2004 TO 2006 PERFORMANCE LEVELS M.A. ULLOA ELEMENTARY GRADE 5

