

School PTA/PTO and Administration

SY 2005-2006 Parent-Teacher Organization Officers

Antonette Cruz	President
Dot Mansapit	Vice-President
Tammy Palma	Secretary
Dan Dimag	Treasurer
Christine Aguinde	Sergeant of Arms
Bobbie Santos	Public Relations Officer

School Principal	Goring Duenas
Telephone	632-8090/5176
Fax	637-2490

P.L. 26-26 School Performance Grade Classification

SY 2004-2005 SCHOOL PERFORMANCE

SAT10 Proficient and Advanced levels P.L.26-26 Grade
School Data Classification

SAT10 Gr 1 READING	63%	Satisfactory
SAT10 Gr 1 MATH	29%	Low
SAT10 Gr 1 LANGUAGE	7%	Unacceptable
SAT10 Gr 2 READING	40%	Low
SAT10 Gr 2 MATH	20%	Low
SAT10 Gr 2 LANGUAGE	8%	Unacceptable
SAT10 Gr 3 READING	22%	Low
SAT10 Gr 3 MATH	14%	Low
SAT10 Gr 3 LANGUAGE	9%	Unacceptable
SAT10 Gr 4 READING	24%	Low
SAT10 Gr 4 MATH	14%	Low
SAT10 Gr 4 LANGUAGE	15%	Low
SAT10 Gr 5 READING	8%	Unacceptable
SAT10 Gr 5 MATH	9%	Unacceptable
SAT10 Gr 5 LANGUAGE	8%	Unacceptable
School Passing Rate	100%	Exceptional
5th Grade Promotion Rate	100%	Exceptional
Student Attendance Rate	95%	Exceptional
Student Discipline Rate	1%	Exceptional
Employee Attendance Rate	93%	Satisfactory
School Improvement Plan	100%	
COMPOSITE SCORE/GRADE	51%	Satisfactory

School Initiatives and Exemplary Programs That Impact Teaching and Learning

Special Programs

- Summer School Program
- Food Lunch Program
- Home Reading Program
- Homework Monitoring
- Peer Mediation

Extracurricular Activities

- Spelling Bee
- Geography Bee
- Science Fair
- IRA Read-A-Thon
- Intramural Games
- Student Council Association
- Youth Crime Watch
- Peer Mediators Club
- Math Olympiad
- GVB WAVE Club
- Big Brother/Big Sister Program

Exemplary Accomplishments

- Mowing and trimming of grass
- Homeland Security and Civil Defense assistance in volunteering to spruce up the grounds and school building
- Painting of the whole school building
- Programming and installation of computer programs
- Purchasing of Homework Planners for ALL students
- Soliciting donation of partial payment for shipping and handling of playground equipment by PTO
- The above won't be possible without the following volunteers: Parents and PTO volunteers, community volunteers, military volunteers, DOC volunteers, teacher/staff volunteers

Special Awards Received By Students/Staff

- Math Olympiad
- Youth Crime Watch
- Haiku winners
- Service Learning
- "Get Ready Guam"

School Newsletter:

"Carabao Chronicle"

SCHOOL ANNUAL REPORT CARD

Maria A. Ulloa Elementary School

SY 2004-2005



Home of the Carabaos

Colors: Green and Gold

LOCATED IN DEDEDO, GUAM

Mission:

"Maria A. Ulloa Elementary School community will ensure that all students acquire the necessary skills that enable the highest standard of success."

Antonette Cruz
President, Parent-Teacher Organization

Goring Duenas
Principal

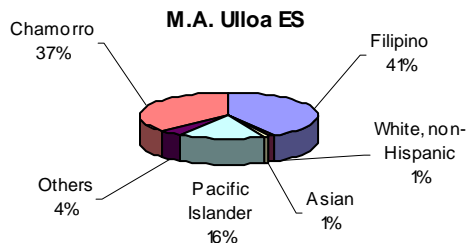
STUDENT ENROLLMENT

Maria A. Ulloa Elementary School is one of 37 schools within the Guam Public School System. It consists of grades Kindergarten through 5 and a Head Start program.

SY 2004-2005 STUDENT ENROLLMENT BY GRADE

Grade Level	Enrollment	Percentage
Head Start	57	6%
Kindergarten	141	14%
1st	180	18%
2nd	139	14%
3rd	160	16%
4th	159	16%
5th	166	17%
Total:	1,002	100%

SY '04-'05 ETHNIC DISTRIBUTION



AVERAGE DAILY ATTENDANCE/MEMBERSHIP

SY 04-05 Average Daily Attendance (ADA)	911
Average Daily Membership	958.8
Attendance Rate	95%

STUDENTS PARTICIPATING IN FREE/REDUCED LUNCH

Free	491	49%
Reduced	84	8%
TOTAL	575	57%

SPECIAL PROGRAMS

GATE:	60	Head Start:	57	LOTE:	385
DEED:	114	Special Ed:	37		

HUMAN RESOURCES

Position	No. of Employee	% of Total	Attendance Rate	Absentee Rate
Principals/Assistants	2	2%	97%	3%
Teachers	61	63%	92%	8%
Professional/Ancillary	2	2%	92%	8%
Support	32	33%	95%	5%
TOTAL	97	100%	93%	7%

Absentee rate does not include administrative and military leave.

FY 2005 ACTUAL EXPENDITURES MARIA A. ULLOA ELEMENTARY SCHOOL

Category	Amount	Percent
Salaries and Benefits	\$2,674,714.00	98%
Contractual Services	13,919.00	1%
Supplies and Materials	23,697.00	1%
Equipment	3,499.00	0%
Capital Outlay	0.00	0%
TOTAL	\$2,715,829.00	100%

STUDENT ACHIEVEMENT

GUAM PUBLIC LAW 13-101 "The Board shall evaluate the efficiency of the instructional program in contributing to the achievement of the basic skills and shall continually revise both outcome statements and instructional procedures on the basis of evaluativ

The GPSS Comprehensive Testing Program (CTP) is comprised of a variety of measures of student achievement including teacher-made tests, the Stanford Achievement Test (SAT10), and other standardized tests selected by the school. The SAT10 is administered district-wide to students enrolled in Grades 1-12. The graphs in the next section show SY 2002-03 to SY 2004-05 SAT9/10 results for reading, mathematics, language, environment/science, and social science.

SAT 10 PERFORMANCE STANDARDS

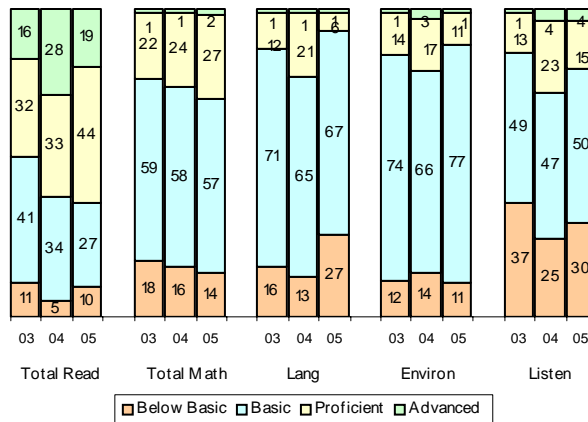
Below Basic indicates little or no mastery of fundamental knowledge and skills

Basic indicates partial mastery of the knowledge and skills that are fundamental for satisfactory work

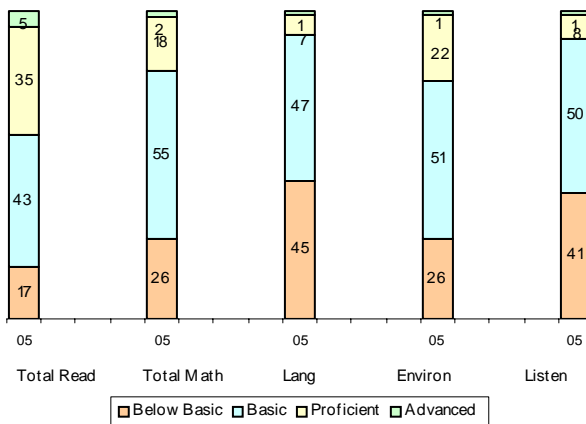
Proficient represents solid academic performance, indicating that students are prepared for the next grade

Advanced signifies superior performance beyond grade level mastery

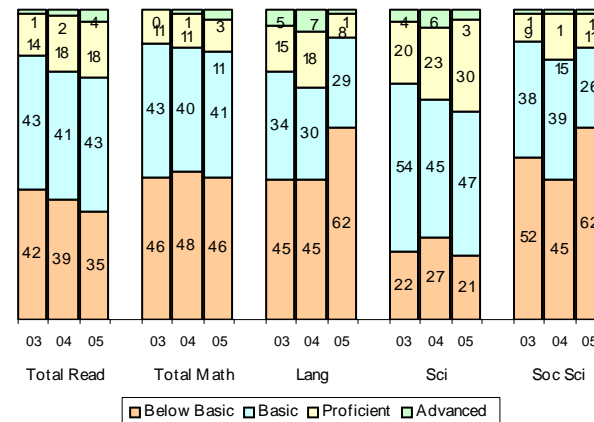
SAT9/10 YEAR 2003 TO 2005 PERFORMANCE LEVELS M.A. ULLOA ELEMENTARY GRADE 1



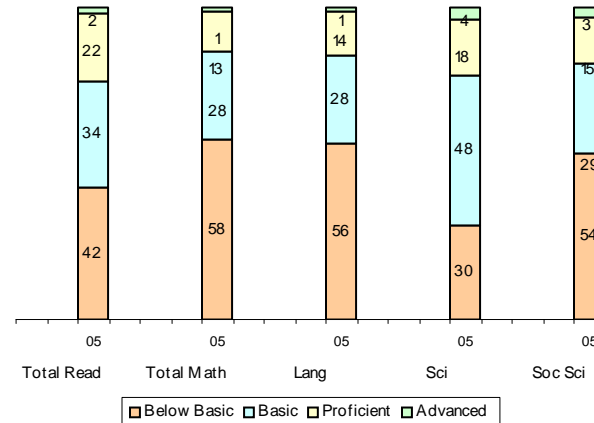
SAT10 YEAR 2005 PERFORMANCE LEVELS M.A. ULLOA ELEMENTARY GRADE 2



SAT9/10 YEAR 2003 TO 2005 PERFORMANCE LEVELS M.A. ULLOA ELEMENTARY GRADE 3



SAT10 YEAR 2005 PERFORMANCE LEVELS M.A. ULLOA ELEMENTARY GRADE 4



SAT9/10 YEAR 2003 TO 2005 PERFORMANCE LEVELS M.A. ULLOA ELEMENTARY GRADE 5

